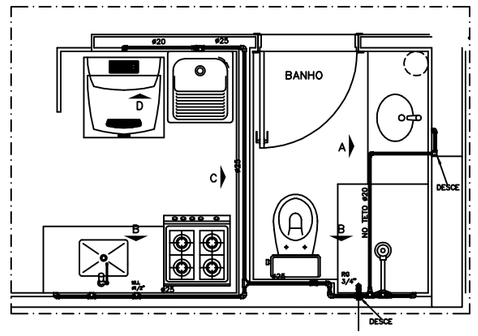

DETALHE-34 3° AO 15° PAVIMENTO (x25) BL-C
ESCALA 1:25

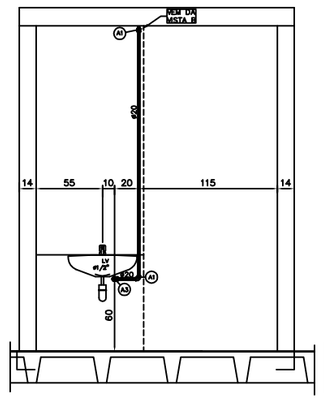

VISTA-A
ESCALA 1:25

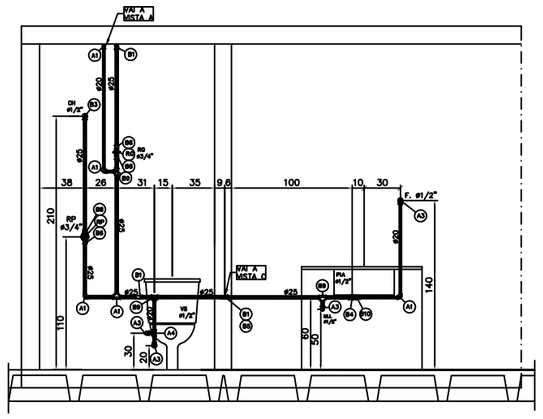

VISTA-B
ESCALA 1:25

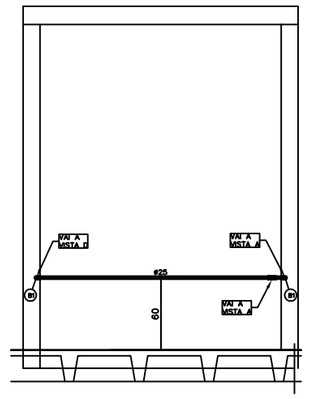

VISTA-C
ESCALA 1:25

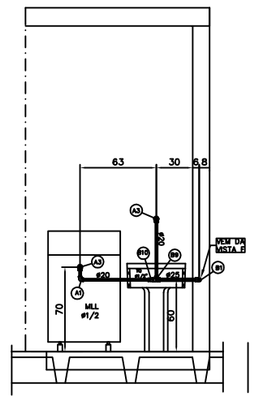

VISTA-D
ESCALA 1:25

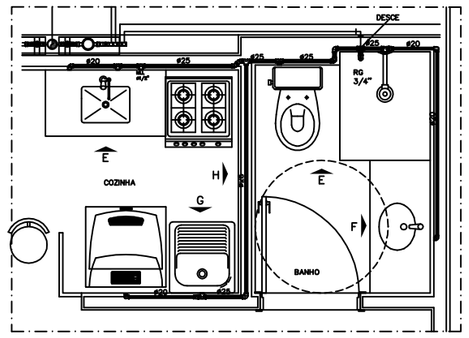

DETALHE-35 3° AO 15° PAVIMENTO (x25) BL-C
ESCALA 1:25

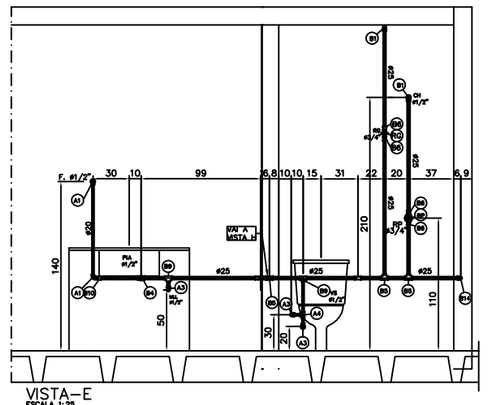

VISTA-E
ESCALA 1:25

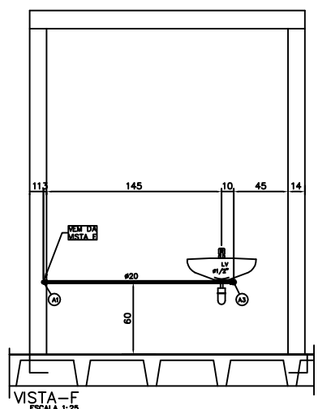

VISTA-F
ESCALA 1:25

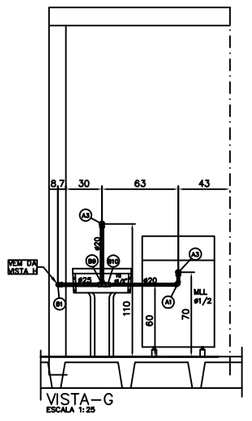

VISTA-G
ESCALA 1:25

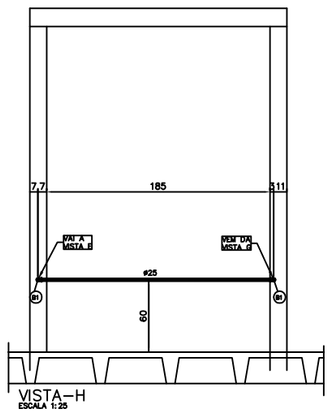

VISTA-H
ESCALA 1:25

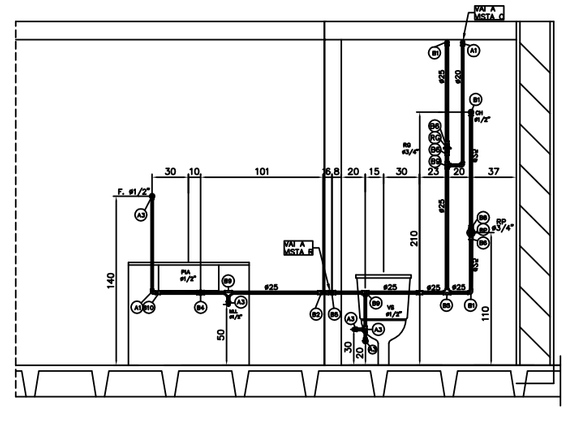

VISTA-Q
ESCALA 1:25

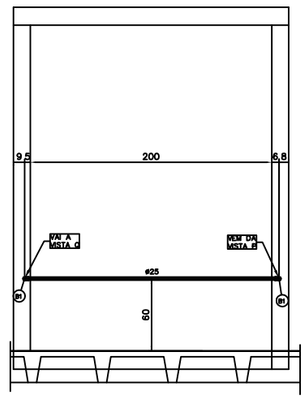

VISTA-R
ESCALA 1:25

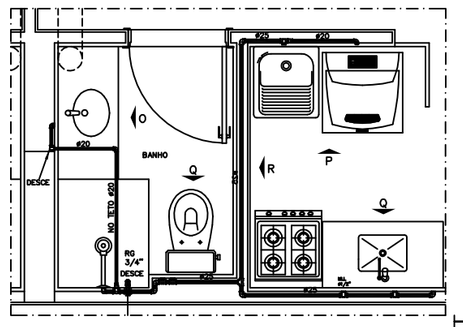

DETALHE-36 -3° AO 15° PAVIMENTO (x39) BL-C
ESCALA 1:25

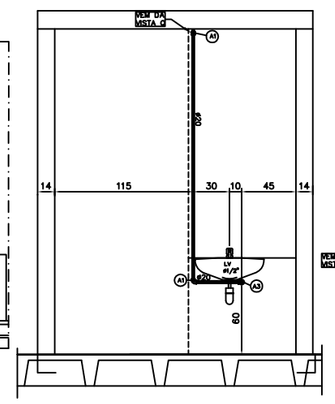

VISTA-O
ESCALA 1:25

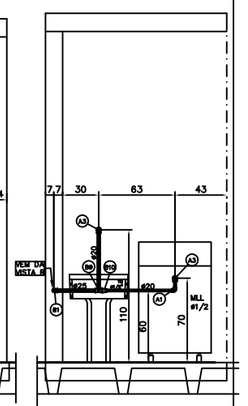

VISTA-P
ESCALA 1:25

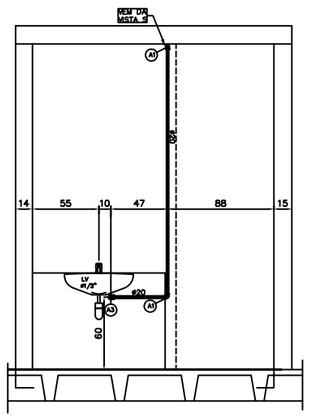

VISTA-R
ESCALA 1:25

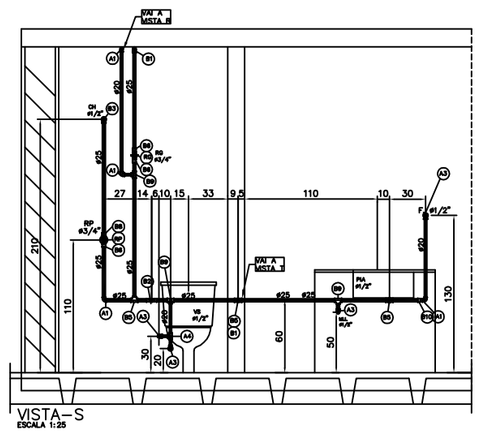

VISTA-S
ESCALA 1:25

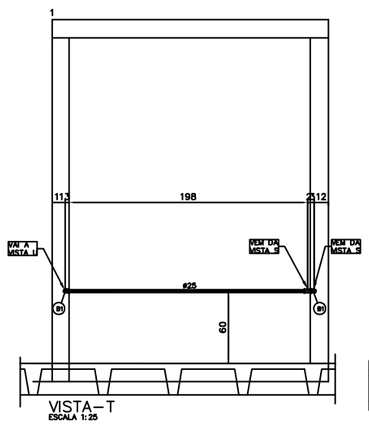

VISTA-T
ESCALA 1:25

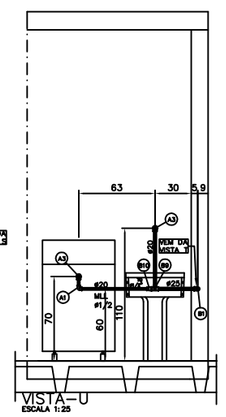

VISTA-U
ESCALA 1:25

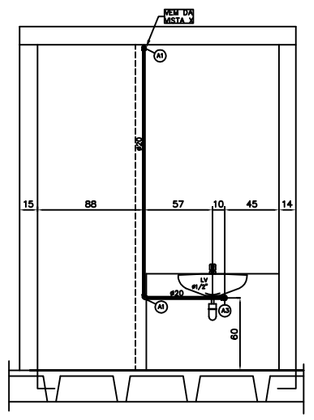

VISTA-V
ESCALA 1:25

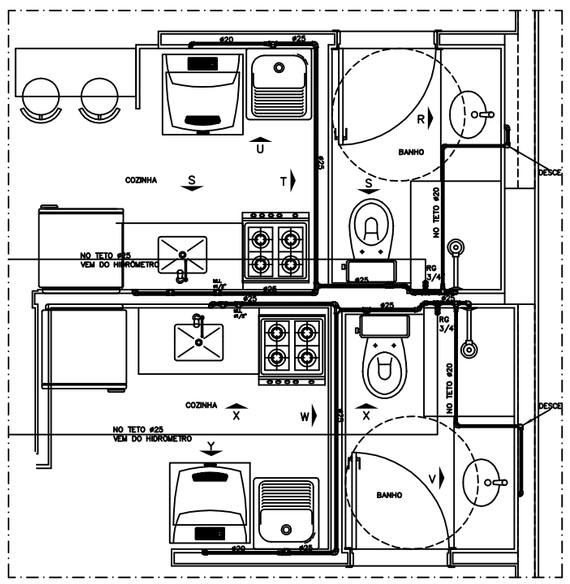

DETALHE-37 4° AO 15° PAVIMENTO (x12) BL-C
ESCALA 1:25

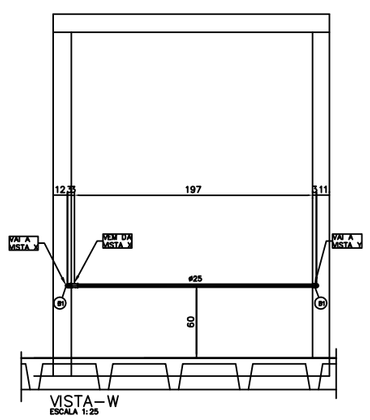

VISTA-W
ESCALA 1:25

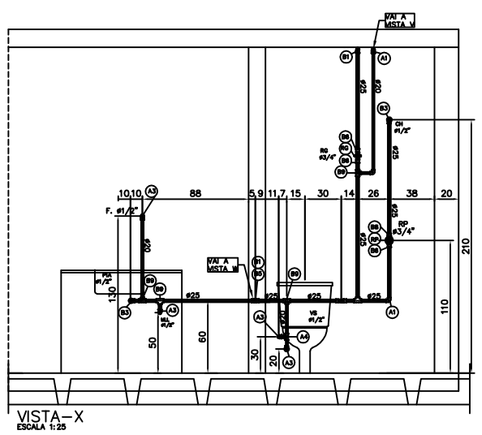

VISTA-X
ESCALA 1:25

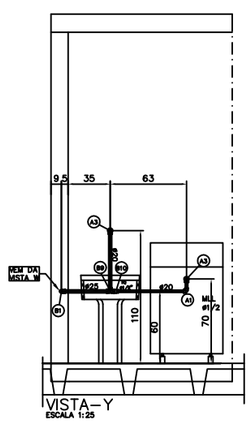

VISTA-Y
ESCALA 1:25

LEGENDA DAS CONEXOES

TUBULAÇÃO ø20	TUBULAÇÃO ø25
A – TUBO PVC RIGIDO SOLDAVEL ø20	B – TUBO PVC RIGIDO SOLDAVEL ø25
A1 – JOELHO PVC SOLDAVEL 90°x ø20	B1 – JOELHO PVC SOLDAVEL 90°x ø25
A2 – JOELHO PVC SOLDAVEL 45°x ø20	B2 – JOELHO PVC SOLDAVEL 45°x ø25
A3 – JOELHO PVC SOLDAVEL 90° COM BUCHA DE LATAO ø20x ø1/2"	B3 – JOELHO PVC SOLDAVEL 90° COM BUCHA DE LATAO ø25x ø1/2"
A4 – TE PVC SOLDAVEL 90°x ø20	B4 – TE PVC SOLDAVEL 90°x ø25x ø1/2" COM BUCHA DE LATAO
A5 – TE PVC SOLDAVEL 90°x ø20x ø1/2" COM BUCHA DE LATAO	B5 – TE PVC SOLDAVEL 90°x ø25
A6 – ADAPTADOR PVC SOLDAVEL ø20x ø1/2"	B6 – ADAPTADOR PVC SOLDAVEL ø25x ø3/4"
A7 – UNIAO PVC SOLDAVEL ø20	B7 – UNIAO PVC SOLDAVEL ø25
A8 – LUVA PVC SOLDAVEL COM BUCHA DE LATAO ø20x ø1/2"	B8 – LUVA PVC SOLDAVEL ø25x ø3/4"
	B9 – TE RED.PVC SOLDAVEL ø90 ø25x ø20
	B10 – REDUCAO PVC SOLDAVEL ø25x ø20
	B11 – JOELHO PVC SOLDAVEL 90° COM BUCHA DE LATAO ø25x ø3/4"
	B12 – TE PVC SOLDAVEL 90°x ø25x ø3/4" COM BUCHA DE LATAO
	B13 – LUVA PVC SOLDAVEL AZUL ø25x ø1/2" COM BUCHA DE LATAO
	B14 – JOELHO REDUCAO PVC SOLDAVEL ø25x ø20

FIXAÇAO	METAL
P1 – PERFILADO PERFURADO DE 19x38x100mm FIXADO NA PLACA DE CONCRETO	RQ – REGISTRO P/ DUCHA DE PRESSAO METALICO DE ø1/2"
P2 – PERFILADO PERFURADO DE 19x38x300mm FIXADO NA PLACA DE CONCRETO	RG – REGISTRO DE ESFERA PVC SOLDAVEL ø25 (ø3/4")
BR – BRACADEIRA TIPO PERFIL MG 2669 MEGA ø1/2"	RF – REGISTRO DE PRESSAO ø3/4" BASE DE REGISTRO DECA:4416205 SISTEMA DE VEDAÇÃO NVS II
BR3 – BRACADEIRA TIPO PERFIL MG 2669 MEGA ø3/4"	RCG – REGISTRO DE GAVETA ø3/4" COM ACABAMENTO USO
BR1 – BRACADEIRA TIPO D MG 2652 MEGA ø1/2" COM BUCHA NYLON S6 E PARAFUSO	VD – VALVULA DE DESCARGA ø1/2" PARA MICTÓRIO
BR2 – BRACADEIRA TIPO D MG 2652 MEGA ø3/4" COM BUCHA NYLON S6 E PARAFUSO	RB – RABICHO METALICO FLEXIVEL ø1/2" PARA VASO SANITARIO
TG – TUBO GUIA AGUA ø32 / ESGOTO ø50	
CO – COIFA ASTRA PARA VEDACAO	

PARA LEGENDAS E NOTAS VIDE DESENHO IHE-01/18

N.o	DATA	MODIFICAÇÕES	N.o	VISTO
2	09/10/2012	REVISÃO-ATENDENDO ATA DE COMPATIBILIZAÇÃO DA REUNIÃO DE 18/09/2012		
1	ABR/2012	REVISÃO GERAL COM SUBSTITUIÇÃO DA ARQUITETURA, UTILIZANDO A ARQUITETURA DE 12/03/12		
0	NOV/2011	EMISSÃO		

N.Taffner Projetos de Instalações Ltda

SIA trecho 3 lote 625/695 bloco C sala 221
e-mail: ntaffner@globo.com
Telefone (61) 3234-5570

SETOR:	ÁGUAS CLARAS – BRASÍLIA – DISTRITO FEDERAL
ENDEREÇO:	RUA DAS PAINEIRAS – LOTE 03; RUA 30 NORTE – LOTE 04
PROPRIETARIO:	GENT INCORPORADORA LTDA.
AUTOR DO PROJETO:	N.TAFFNER PROJETOS DE INSTALAÇÕES LTDA
RESPONSÁVEL TÉCNICO:	PORTO BSB ENGENHARIA LTDA

O PROPRIETÁRIO:

O AUTOR DO PROJETO: CREA: 4818/D-DF

O RESPONSÁVEL TÉCNICO: CREA: 7053-RF

CAESB

CREA

DRLFD

RESIDENCIAL METROPOLITAN

PROJETO DE INSTALAÇÕES

DESENHO Nº: IHA-17/18

INSTALAÇÃO DE ÁGUA POTAVEL
DETALHES – DET-34 A DET-39
BLOCO C

DESENHO:	ESCALA:	DATA:	ARQUIVO:
N.TAFFNER	INDICADA	NOV/2011	NT-18-2011-GENT-IHA-17-R02-DET-Y